

SOUTHLAND
TRAILER CORP

the

SOUTHLAND DUMPLINE



 **Proudly
Canadian**

THINK *of the* **POSSIBILITIES**

FOLD-DOWN SIDES

- Turns your dump trailer into a flat deck, like having 2 trailers in one!
- Floor tapered at 45° for easy side loading
- Fully enclosed spring loaded bar lock
N/A on Lowboy models



COUPLER

- Heavy-duty cast steel construction
- Auto-engage latch
- 15,000lbs capacity
- 5 position adjustable
- Can be pinned open for ease of coupling
N/A on Gooseneck models



POLYMER TOOL BOX

- Constructed of rotationally molded high-density polyethylene
- Strong double panel lid
- Stainless steel hasp & hinge
- Never rust
- Reduces weight by 35lbs
N/A on Gooseneck models



TARP

- Extruded aluminum cross bars
- Cast bearings and zinc plated hardware
- Folding crank handle with detent latch
- All hems reinforced with 2" heavy-duty nylon webbing
- Full perimeter brass grommets
- HD UV resistant, PVC coated vinyl with 1,000 denier polyester stitching




ENGAGER™ TRAILER BREAKAWAY SYSTEM

- LED display lets you confirm your trailer is safe to tow
- User can confirm truck is charging the unit
- Advise user when battery is low
- Activates trailer brakes upon separation from the tow vehicle
- Never have to worry about D.O.T. check stops



ENGINEERED MAIN FRAME

- Lighter than previous design
- Lighter and stronger than competitors
- Frame design to withstand twice the amount of weight than the axles can carry for a life time of hassle free use
- Less weight means you can haul more payload & save on fuel



HD DUMPLINE



HIGHBOY
SL-270-HB-14 TAG



HIGHBOY GOOSENECK
SL-370-HB-16 GN




LOWBOY
SL-270-LB-14 TAG



ALUMINUM RAMPS

- Industry leading ramps
- Stronger than previous designs
- Lightest ramp in the business
- Never rust
- Engineered to withstand decades of repeat use



3- WAY GATE


- Allows you to use barn door, spreader, and tailgate configurations
- Different positions allow the trailer to perform multiple tasks such as: bulk dumping, gravel spreading, over length cargo hauling, and machine hauling



HD FENDERS

- High tensile steel
- Custom made for Southland unit
- Heavy-duty step for fast easy access to box

N/A on Highboy models



TORSION AXLE

- Easily adjustable ride height
 - A removable spindle means that a damaged spindle no longer requires replacement of the entire axle; simply replace the spindle, saving significant costs
 - Lubed spindle provides the convenience of verifying that the bearings are saturated with grease
- N/A on SL370 model



JUMP MAX SYSTEM

- Allows you to keep your battery fully charged all day long!
- Heavy duty commercial grade 4-gauge wire
- Rubber insulated clamps with copper jaws
- Zero down time
- Comes with dust shields to give extra protection to terminals



LED CLEARANCE

- Less than 0.75" In diameter
- Recess mounting
- Sonically sealed waterproof
- Brighter than conventional light
- No bulbs to re-place. Ever!
- Use 90% less energy
- Safe, dependable service
- 100% Maintenance free

OPTIONS

WIRELESS REMOTE CONTROL KIT



Raise and lower the dump trailer from inside or outside the tow

vehicle! This remote is a "life saver" for the less mobile customers, and for the ones that simply love the convenience!

Simply hold down a button and let the wireless motor control system operate your existing hydraulic pump. Now there is no need to be restricted to one area to operate your dump trailer.

This convenient wireless system lets you move around and monitor the area while operating your dump trailer and now makes 1 man spreading possible.

REFLEX - SPRAY ON LINER



This spray on liner is ideal for any owner that wants years of bullet proof

protection. It won't crack, peel or warp and permanently protects your trailer from abrasion and road damage that paint alone cannot. Reflex also protects against dents, gasoline, diesel, oil, chlorine, fertilizer, acid and salt. Even in severe freezing temperatures, reflex retains its rubbery surface. The response by customers who have chosen this option is so positive that we routinely encourage our customers to consider this. Also it can be applied anywhere on the trailer in any colour.

ALUMINUM RIMS



These heavy duty high capacity aluminum rims greatly improve

the look of your trailer and also reduce the dead weight that you are pulling around with steel wheels. They will never rust, will make your trailer stand out amongst all others and look great for years to come.

MODEL SPECIFICATIONS

| Model | SL-235-10 TAG | SL-270-LB-12 TAG | SL-270-LB-14 TAG | SL-270-LB-14 GN | SL-270-HB-14 TAG | SL-270-HB-14 GN | SL-370-HB-16 TAG | SL-370-HB-16 GN |
|--------------------------------------|---------------------------------------|---------------------------------------|---------------------------------------|---------------------------------------|---------------------------------------|---------------------------------------|-------------------------------|---------------------------------|
| Axles / Braking | (2) 3,500lb rubber torsion - electric | (2) 7,000lb rubber torsion - electric | (2) 7,000lb rubber torsion - electric | (2) 7,000lb rubber torsion - electric | (2) 7,000lb rubber torsion - electric | (2) 7,000lb rubber torsion - electric | (3) 7,000lb spring - electric | (3) 7,000lb spring - electric |
| Tires | ST205/75/R15 | ST235/80/R16 | ST235/80/R16 | ST235/80/R16 | ST235/80/R16 | ST235/80/R16 | ST235/80/R16 | ST235/80/R16 |
| Formed High Tensile Steel Box | 10' L x 6' W x 18" H | 12' L x 6.5' W x 18" H | 14' L x 6.5' W x 18" H | 14' L x 6.5' W x 18" H | 14' L x 7.75' W x 15" H | 14' L x 7.75' W x 15" H | 16' L x 7.75' W x 15" H | 16' L x 7.75' W x 15" H |
| Rear Gate | 24" Barn Door | 24" 3-way | 24" 3-way | 24" 3-way | 24" 3-way | 24" 3-way | 24" 3-way | 24" 3-way |
| Front Panel | 30" Cross Brake | 30" Cross Brake | 30" Cross Brake | 30" Cross Brake | 24" Cross Brake | 24" Cross Brake | 24" Cross Brake | 24" Cross Brake |
| Hoist | 5 Ton - Direct Ram | 9 Ton - Scissor | 9 Ton - Scissor | 9 Ton - Scissor | 9 Ton - Scissor | 9 Ton - Scissor | 9 Ton - Scissor | 9 Ton - Scissor |
| Jacks | (1) 5,000 drop leg - top wind | (1) 5,000 drop leg - top wind | (1) 5,000 drop leg - top wind | (2) 10,000 drop leg - side wind | (1) 5,000 drop leg - top wind | (2) 10,000 drop leg - side wind | (1) 5,000 drop leg - top wind | (2) 10,000 drop leg - side wind |
| Box Volume | 3.3 yrd/3 | 4.3 yrd/3 | 5.0 yrd/3 | 5.0 yrd/3 | 5.0 yrd/3 | 5.0 yrd/3 | 5.7 yrd/3 | 5.7 yrd/3 |
| Curb Weight | 862 kg | 1620 kg | 1770 kg | 2010 kg | 1910 kg | 2180 kg | 2400 kg | 2640 kg |



1405 - 41st Street North, Lethbridge, Alberta, Canada T1H 6G3
 Ph: 403.327.8212 | Fax: 403.327-8256 | www.southlandtrailers.com

Southland Trailer Corp. reserves the right to change or modify models and specifications without prior notice. Models may not be exactly as shown. © Copyright 2009 Southland Trailer Corp. Printed in Canada.