

**ROYAL**  
CARGO



Uncompromising Quality


# The **ROYAL** CARGO *Advantage*

Piece by piece, weld by weld, Royal Cargo builds the market's leading trailer frame. Quality at Royal Cargo is not about flash, it is about dedication to being the best. This means having welders specialized in building specific components in the frame in order to create the highest quality components for the trailer.



Great detail is placed in the finishing touches for a Royal Cargo Trailer. Each step of the final finishing undergoes quality control checks. As well, a final test is implemented at the end of the process.

It is the aim of Royal Cargo that every trailer built equals a satisfied customer. We build trailers to meet customer needs. Ask your dealer for options that are available from Royal Cargo.



### Continuous One Piece Roof Cove

Royal Cargo uses an exclusive one piece roof cove, the engineered design greatly strengthens the overall frame. This cove has no seams providing a leak free, smooth exterior finish.



### Full Tubing Frame

The entire Royal Cargo skeleton is engineered from hollow structural steel (HSS), making it the strongest frame in the industry.

### Full Structural Tubing Frame


Steel Framed Door Opening

Re-Enforced A-Frame

Satin Coat Wall Footer

Satin Coat Box Fenders

Adjustable Torsion Axle




Satin Coat Roof Cove

Full Steel Frame  
Rear Door

Steel Framed  
Vent Opening

Fully Primed and  
Painted Frame

Radial Tires and Aluminum Wheels




### Built for the Best

Royal Cargo is proudly made in Canada. We build a trailer that simply stands above the rest. The entire Royal shell is constructed of HSS tubing for superior strength and performance. All **unexposed** areas of the frame receive full primer coating to inhibit the shell from ever rusting. As well, the wiring harness is fully enclosed, keeping the connections from being exposed to exterior road wear.




### Fit and...

The final assembly of a Royal Cargo trailer is another quality difference which outpaces the competition. Wall sheets are attached using **3M VHB** (Very High Bond) double sided tape, which results in 3 major advantages:



1. Superior Cosmetic Finish: A rivetless exterior provides a smooth look that can easily have decaling applied.
2. Superior Seal: VHB tape creates a seal between the aluminum that a fastener cannot.
3. Increased Trailer Life: Aluminum tends to expand and contract with temperature variation, VHB tape allows for the temperature and travel flex while a fixed fastener is rigid and will in time break under stress, or wear a hole in the aluminum skin.



### Primed and Painted

At Royal Cargo every trailer skeleton is fully primed to inhibit any rust or corrosion from occurring. The majority of the skeleton is also painted for added protection, and provides a beautiful automotive finish.




### Torsion Axles / Aluminum Rims

Royal Cargo models come standard with adjustable rubber ride torsion axles and aluminum rims. The torsion axles are fully adjustable, which means you can adjust the deck height to perfectly match your needs.



Model Shown: CHT 35-614-72



Model Shown: CHT 35-716-72

#### Heavy Duty Door Hold Back

These aluminum HD holdbacks are spring loaded, so during travel they'll stay tight to the trailer wall. They also have a quick release latch for ease of use.

#### Protective Undercoat

All Royal Cargo trailers receive an automotive quality protective undercoat protecting the plywood floor and frame from road wear and tear, as well as completing the seal of the unit.

#### Door Hinges

Galvanized, zinc coated, heavy-duty wrap around hinges are riveted to the trailer. Each unit is prepped and painted before the installation of hardware providing a clean finish and increased rust protection.

#### Interior Finish

The interior is designed to create smooth transition between the interior plywood and the Royal Cargo designed Structural Roof Cove.



Model Shown: CGT 60-820-78



Model Shown: CHT 70-820-78 (Custom)



#### Conspicuity Tape

Safety is a top priority at Royal Cargo and we constantly monitor all regulations to insure compliance. Coverage of conspicuity tape on our 8' wide cargo is one such example of exceeding safety regulations.

#### Optional V-Nose

The V-Nose model increases aerodynamics for better fuel mileage and a tighter turning radius.

#### Landing Gear


When at rest a 12,000 lb single leg landing gear bears the load to secure the unit. The leg is equipped with a spring loaded release pin for quick and easy retraction.

#### Full LED Lighting - Life Time Warranty

Standard LED lighting means brighter lights, less energy use and no more maintenance. In addition, the wiring harness is fully enclosed, so it's 100% protected from exterior elements.



Model Shown: ARCT 60-8520-72



Model Shown: ARCT 60-8522-72 V-NOSE

**Optional Interior**

Showcased here is the mezzanine decking floor, white ceiling and walled interior, metal cabinetry with florescent lighting. All this built with the highest attention to detail providing an industry leading fit and finish.

**Access Doors**

Various sized access doors are available ranging from fuel ports to a 50" side car door. We build to your needs to provide convenient access to your trailer.

**Seamless One Piece Roof**

The roof is bowed to allow water or snow from pooling. The seamless one piece roof ensures that your cargo will always stay dry.

**Flush Mounted D-Rings**

5000 lb capacity D-rings mounted to a backing plate welded into the floor of the unit. Extra strength to provide extra safety for your load.

# Specifications

		Interior Height	Interior Width	Interior Length	Overall Height	Overall Width	Overall Length	Rear Door Opening - Height	Rear Door Opening - Width	Platform Height	Ball Height	Curb Weight	HSS Main Frame, Crossmembers, and Uprights	(4) 5000 lb Floor D-rings c/w Backing Plate	Ball Coupler	ST205/R15 Radial Tires	ST235/R16 Radial Tires	Aluminum Rims	2000 lb Top Crank Jack	5000 lb Top Crank Jack	12,000 lb Single Leg Landing Gear	Side Door with RV Latch	Dovetail at Rear	Torsion Electric Brake Axle	Checkerplate	6" Checkerplate on Front of Gooseneck
<b>6' Wide</b>	CHT 35-612-66	73"	69"	150"	94"	93.5"	191"	66"	60.5"	19"	16.5"	1900 lb	-	-	2 5/16"	-	15"	-	-	-	30" x 60"	-	(2) 3500	30"	-	
<b>7' Wide</b>	CHT 35-714-72	79"	81"	174"	103"	102"	215"	72"	72.5"	21"	18.5"	2200 lb	-	-	2 5/16"	-	15"	-	-	-	30" x 66"	-	(2) 3500	30"	-	
	CHT 35-716-72	79"	81"	198"	103"	102"	239"	72"	72.5"	21"	18.5"	2400 lb	-	-	2 5/16"	-	15"	-	-	-	30" x 66"	-	(2) 3500	30"	-	
	CHT 60-716-72	79"	81"	198"	103"	102"	239"	72"	72.5"	21"	18.5"	2600 lb	-	-	2 5/16"	-	16"	-	-	-	30" x 66"	-	(2) 6000	30"	-	
<b>8' Wide</b>	CHT 35-816-72	79"	96"	198"	103"	101"	239"	72"	87.5"	21.5	18.5"	2625 lb	-	-	2 5/16"	-	15"	-	-	-	30" x 66"	-	(2) 3500	30"	-	
	CHT 60-816-72	79"	96"	198"	104"	101"	239"	72"	87.5"	22"	19.5"	2775 lb	-	-	2 5/16"	-	16"	-	-	-	30" x 66"	-	(2) 6000	30"	-	
	CHT 60-820-72	79"	96"	246"	104"	101"	287"	72"	87.5"	22"	19.5"	3300 lb	-	-	2 5/16"	-	16"	-	-	-	30" x 66"	-	(2) 6000	30"	-	
	CHT 70-820-72	79"	96"	246"	105.5"	101"	287"	72"	87.5"	24"	21"	3350 lb	-	-	2 5/16"	-	16"	-	-	-	30" x 66"	-	(2) 7000	30"	-	
	CGT 60-820-78	85"	96"	239"	110"	101"	336.5"	78"	87.5"	22"	53"	4050 lb	-	-	2 5/16" GN	-	16"	-	-	-	30" x 72"	-	(2) 6000	48"	-	
	CGT 70-820-78	85"	96"	239"	111.5"	101"	336.5"	78"	87.5"	24"	54.5"	4100 lb	-	-	2 5/16" GN	-	16"	-	-	-	30" x 72"	-	(2) 7000	48"	-	
	CGT 70-824-78	85"	96"	287"	111.5"	101"	385"	78"	87.5"	24"	54.5"	5160 lb	-	-	2 5/16" GN	-	16"	-	-	-	30" x 72"	-	(2) 7000	48"	-	
<b>Automobile</b>	ARCT60-8520-72	79"	96"	246"	105"	101.5"	287"	75"	87.5"	24"	21.5"	3830 lb	-	-	2 5/16"	-	16"	-	-	-	30" x 66"	-	(2) 6000	30"	-	
	ARCT60-8524-72	79"	96"	294"	106"	101.5"	335"	75"	87.5"	26"	23"	4390 lb	-	-	2 5/16"	-	16"	-	-	-	30" x 66"	-	(2) 6000	30"	-	
<b>V-Nose Auto</b>	ARCT60-8522-72	79"	96"	263"	107.5"	101.5"	343.5"	75"	87.5"	24"	19.5"	4390 lb	-	-	2 5/16"	-	16"	-	-	-	30" x 66"	-	(2) 6000	48"	-	

## OPTIONS

Checker Plate Side Panels

V-Nose

Jacks

Stabilizer Jacks and Landing Gear

Couplers

Tire and Wheel Upgrades

Spare Tires / Wheels

Spare Tire Carriers

Chassis Cross Member Spacing

12 Volt Electrical

120 Volt Electrical

White Interior

Insulation Packages

Custom Wall Heights

E-Track

D-Rings

Snowmobile Ski Tie Down

Custom Floor Options

Motorcycle Wheel Chocks

Dovetail

Custom Door Sizes

Access Doors

Steps

Windows

Vents

Roof Racks

Ladder

Ramp Options

## Parts Department

Get certified Royal Cargo parts or service through your local dealer. Our dealers are dedicated professionals able to identify your unit needs. Behind them is our own Royal Cargo parts department always willing to help out their national team.



If you know what you require, our parts are available online at [www.royaltrailers.com](http://www.royaltrailers.com). Once at the website, simply click the link Parts, browse in either Canadian or USD prices, and order the parts you need.

So why get parts anywhere else? Go to the source, go to your Royal Cargo dealer or online to get all the help you need and your certified Royal Cargo parts.

## Color Options

Royal Cargo offers 20 unique color options to customize your trailer. See your local Royal Cargo dealer to view samples of all 20 colors. Shown below are our 12 most popular colors.



Trailer in Penske Yellow.

## Other Leading Brands by Royal Cargo

Royal Cargo has a diverse range of product lines. The XR series defines value and all models comes standard with LED tail lights, torsion axles and smooth rivetless exterior. The Lightning trailer is the "best in class" economy model and comes standard with a one piece roof. This trailer is big on performance, yet easy on the budget. See you local Royal Cargo dealer for detailed information.



**XR SERIES**



**LIGHTNING**



1405 - 41st Street North, Lethbridge, Alberta, Canada T1H 6G3

Phone: (403) 327-8212 / Fax: (403) 327-8256